

Section 4
SLIDING SCREEN DOORS



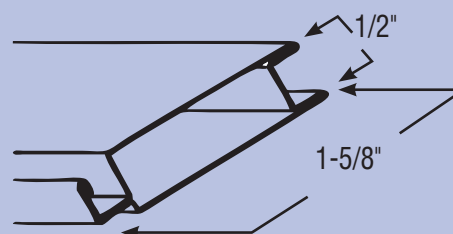
PRODUCT	PAGE
Aluminum Roll Form Sliding Screen Door (Assembled / KD).....	1
Aluminum Extruded Sliding Screen Doors (Assembled / KD)	2-5
Steel Roll Form Standard & Deluxe Adjustable Sliding Screen Door (Assembled).....	6-7
Aluminum Extruded Bac-Trac Adjustable Sliding Screen Door (Assembled).....	8
Aluminum Extruded Classic Adjustable Sliding Screen Door (Assembled)	9
Maui Vinyl Sliding Screen Door (Assembled / KD).....	10
Steel Assembled Roll Form Sliding Screen Door	11
Custom Options for Sliding Screen Doors (Assembled / KD).....	12
Sliding Screen Channels and Astragals.....	13
Sliding Screen Door Measuring Worksheet.....	14
Sliding Screen Door Order Form.....	15

BRENTWOOD

Sliding Screen Door 3100 Assembled / 4100 KD

Features...

- 1-5/8" Roll Form Aluminum Frame
- Finish: Bronze, Gray & White
- Black Plastic **Anjac** Handle Assembly with Strike Plate & Installation Screws
- Non-handed with Handle Centered
- Stamped Steel Corners
- Upgraded Phifer Better Vue Charcoal Fiberglass Insect Screening (on Assembled Doors)
- 1" Nylon Spring Tension Roller with Adjustment Screw (Plastic Inserts Are No Longer Standard)
- Extruded Vinyl Bug Seal with Flap & Tear-off Strips
- Assembled & K.D. Widths Available Up to 61"
- Assembled & K.D. Heights Available Up to 97" (Specify Handle Height on Doors Over 84" Tall)
- Precision **SAFEGUARD** Packaging Complete with Hardware (on Assembled Doors)



3100 (Assembled) Sliding Screen Doors Product Line: D3301

Door Size Up To: All Finishes

37" X 81"
49" X 81"
61" X 81"

37" X 97"
49" X 97"
61" X 97"

Call for quote on any sizes or options not shown

4100 (KD) Sliding Screen Doors Product Line: D3310

Door Size Up To: All Finishes

31" X 81"
37" X 81"
49" X 81"
61" X 81"

31" X 97"
37" X 97"
49" X 97"
61" X 97"

Call for quote on any sizes or options not shown

**Note: Convenient six pack packaging:
Deduct \$2.00 per door (subject to discount)**

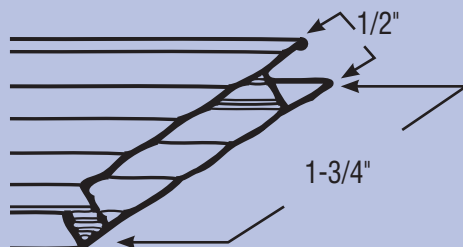
For custom options (add-ons) please see page 12
For components, please call order desk for pricing & availability

REGAL

Sliding Screen Door 3200 Assembled / 4200 KD

Features...

- 1-3/4" .050 Extruded Aluminum Frame (Fluted)
- Finish: Adobe, Almond, Black, Bronze & White (Also Available in Satin Anodized)
- Extruded Aluminum Handle Assembly with Mortise Lock & Lever Latch
- Non-handed with Handle Centered
- Extruded Aluminum Spur Corners
- Upgraded Phifer Better Vue Charcoal Fiberglass Insect Screening (on Assembled Doors)
- 1" Steel Ball Bearing Spring Tension Roller with Adjustment Screw (Plastic Inserts Are No Longer Standard)
- Extruded Vinyl Bug Seal with Flap & Tear-off Strips
- Assembled & K.D. Widths Available Up to 73"
- Assembled & K.D. Heights Available Up to 97" (Specify Handle Height on Doors Over 84" Tall)
- Precision **SAFEGUARD** Packaging Complete with Hardware (on Assembled Doors)



3200 (Assembled) Sliding Screen Doors Product Line: D3302

Door Size Up To: All Finishes

37" X 81"
49" X 81"
61" X 81"
73" X 81"
<hr/>	
37" X 97"
49" X 97"
61" X 97"
73" X 97"

Call for quote on any sizes or options not shown

4200 (KD) Sliding Screen Doors Product Line: D3311

Door Size Up To: All Finishes

31" X 81"
37" X 81"
49" X 81"
61" X 81"
<hr/>	
31" X 97"
37" X 97"
49" X 97"
61" X 97"

Call for quote on any sizes or options not shown

**Note: Convenient six pack packaging:
Deduct \$2.00 per door (subject to discount)**

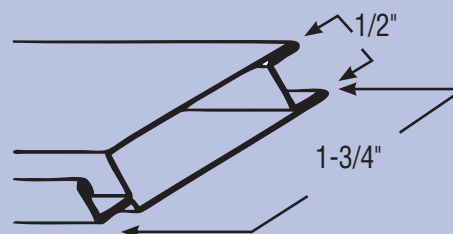
**For custom options (add-ons) please see page 12
For components, please call order desk for pricing & availability**

CLASSIC

Sliding Screen Door 3300 Assembled / 4300 KD

Features...

- 1-3/4" .050 Extruded Aluminum Frame
- Finish: Adobe, Almond, Bronze & White (Also Available in Satin & Bronze Anodized)
- Extruded Aluminum Handle Assembly with Mortise Lock & Lever Latch
- Non-handed with Handle Centered
- Heavy Duty Diecast Corners with Side Adjustment
- Upgraded Phifer Better Vue Charcoal Fiberglass Insect Screening (on Assembled Doors)
- 1-1/4" Steel Ball Bearing Rollers
- Extruded Vinyl Bug Seal with Flap & Tear-off Strips
- Assembled & K.D. Widths Available Up to 73"
- Assembled & K.D. Heights Available Up to 97" (Specify Handle Height on Doors Over 84" Tall)
- Precision *SAFEGUARD* Packaging Complete with Hardware (on Assembled Doors).



3300 (Assembled) Sliding Screen Doors Product Line: D3302

Door Size Up To: All Finishes

37" X 81"
49" X 81"
61" X 81"
73" X 81"

37" X 97"
49" X 97"
61" X 97"
73" X 97"

Call for quote on any sizes or options not shown

4300 (KD) Sliding Screen Doors Product Line: D3311

Door Size Up To: All Finishes

31" X 81"
37" X 81"
49" X 81"
61" X 81"

31" X 97"
37" X 97"
49" X 97"
61" X 97"

Call for quote on any sizes or options not shown

*Note: Convenient six pack packaging:
Deduct \$2.00 per door (subject to discount)*

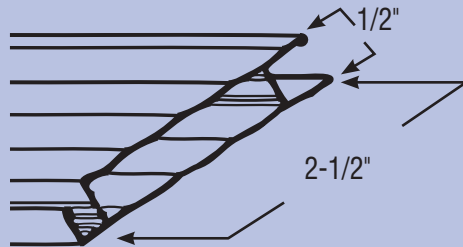
For custom options (add-ons) please see page 12
For components, please call order desk for pricing & availability

MARQUIS

Sliding Screen Door 3400 Assembled / 4400 KD

Features...

- 2-1/2" .060 Extruded Aluminum Frame (Fluted)
- Finish: Adobe, Almond, Black, Bronze & White (Also Available in Satin Anodized)
- Extruded Aluminum Handle Assembly with Mortise Lock & Lever Latch
- Extruded Aluminum Spur Corners
- Upgraded Phifer Better Vue Charcoal Fiberglass Insect Screening (on Assembled Doors)
- 1" Steel Ball Bearing Spring Tension Top Rollers
- 1-1/4" Steel Ball Bearing Bottom Rollers
- Extruded Vinyl Bug Seal with Flap & Tear-off Strips
- Specify Handing: Latch Side, Left or Right As Viewed From Outside Looking In
- Assembled & K.D. Widths Available Up to 73"
- Assembled & K.D. Heights Available Up to 97" (Specify Handle Height on Doors Over 84" Tall)
- Precision **SAFEGUARD** Packaging Complete with Hardware (on Assembled Doors)



3400 (Assembled) Sliding Screen Doors Product Line: D3302

Door Size Up To: All Finishes

37" X 81"
49" X 81"
61" X 81"
73" X 81"
<hr/>	
37" X 97"
49" X 97"
61" X 97"
73" X 97"

Call for quote on any sizes or options not shown

4400 (KD) Sliding Screen Doors Product Line: D3312

Door Size Up To: All Finishes

31" X 81"
37" X 81"
49" X 81"
61" X 81"
<hr/>	
31" X 97"
37" X 97"
49" X 97"
61" X 97"

Call for quote on any sizes or options not shown

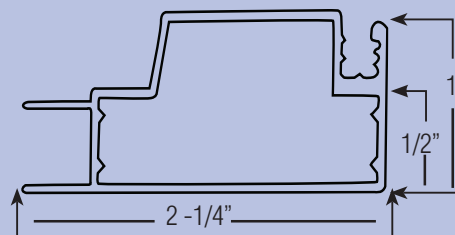
For custom options (add-ons) please see page 12
For components, please call order desk for pricing & availability

PRESTIGE

Sliding Screen Door 3500 Assembled / 4500 KD

Features...

- 2-1/4" x 1" .050 Extruded "Hat Section" Style Aluminum Frame (Smooth)
- Finish: Adobe, Almond, Bronze & White (Also Available in Satin Anodized)
- Recessed Handle Assembly with Mortise Lock & Slide Latch
- Non-handed with Handle Centered
- Extruded Aluminum Spur Corners
- Upgraded Phifer Better Vue Charcoal Fiberglass Insect Screening (on Assembled Doors)
- 1-1/4" Steel Ball Bearing Rollers
- Extruded Vinyl Bug Seal with Flap & Tear-off Strips
- Assembled & K.D. Widths Available Up to 73"
- Assembled & K.D. Heights Available Up to 97" (Specify Handle Height on Doors Over 84" Tall)
- Precision **SAFEGUARD** Packaging Complete with Hardware (on Assembled Doors).



3500 (Assembled) Sliding Screen Doors Product Line: D3302

Door Size Up To: All Finishes

37" X 81"
49" X 81"
61" X 81"
73" X 81"

37" X 97"
49" X 97"
61" X 97"
73" X 97"

Call for quote on any sizes or options not shown

4500 (KD) Sliding Screen Doors Product Line: D3312

Door Size Up To: All Finishes

31" X 81"
37" X 81"
49" X 81"
61" X 81"

31" X 97"
37" X 97"
49" X 97"
61" X 97"

Call for quote on any sizes or options not shown

For custom options (add-ons) please see page 12
For components, please call order desk for pricing & availability

STANDARD ADJUSTABLE

Sliding Screen Door 3700 Assembled


Features...

- 1-5/8" Roll Form Steel Frame
- Finish: Bronze, Gray & White
- Height Adjustable from 78-5/8" to 80-3/4" (For height adjustments between 77-5/8" and 78-1/2", remove top hood assembly)
- 30", 36", 48" & 60" Standard Sizes
- Black Plastic "**Superior**" Handle Assembly
- Non-handed
- Stamped Steel Corners
- Upgraded Phifer Better Vue Charcoal Fiberglass Insect Screening
- Nylon Spring Tension Roller Assembly
- Extruded Vinyl Bug Seal with Flap & Tear-off Strips
- Precision **SAFEGUARD** Packaging Complete with Hardware

3700 (Assembled) Sliding Screen Doors Product Line: D3005

Standard Sizes Available: All Finishes


30"	
36"	
48"	
60"	



For components, please call order desk for pricing & availability

DELUXE ADJUSTABLE

Sliding Screen Door 3750 Assembled



Features...

- 1-5/8" Roll Form Steel Frame with Hat Section
- Finish: Bronze, Gray & White
- Height Adjustable from 78-5/8" to 80-3/4" (For height adjustments between 77-5/8" and 78-1/2", remove top hood assembly)
- 30", 36" & 48" Standard Sizes
- Black Plastic "**Superior**" Handle Assembly
- Non-handed
- Stamped Steel Corners
- Upgraded Phifer Better Vue Charcoal Fiberglass Insect Screening
- Nylon Spring Tension Roller Assembly
- Extruded Vinyl Bug Seal with Flap & Tear-off Strips
- Precision **SAFEGUARD** Packaging Complete with Hardware

3750 (Assembled) Sliding Screen Doors Product Line: D3005

Standard Sizes Available:

All Finishes

30"	
36"	
48"	

For components, please call order desk for pricing & availability

BAC-TRAC

Sliding Screen Door 3780 Assembled

Features...

- 1-3/4" .050 Extruded Aluminum Screen Frame (Smooth)
- Finish: Bronze & White
- Height Adjustable from 77-1/4" to 80-1/4"
- 36" & 48" Standard Sizes
- Mortise Lock & Slide Latch Handle Assembly
- Non-handed
- Aluminum Spur Corners
- Upgraded Phifer Better Vue Charcoal Fiberglass Insect Screening
- 1" Steel Ball Bearing Spring Tension Rollers
- Extruded Vinyl Bug Seal with Flap & Tear-off Strips
- Precision **SAFEGUARD** Packaging Complete with Hardware

3780 (Assembled) Sliding Screen Doors Product Line: D3302

Standard Sizes Available: All Finishes

36"
48"



For components, please call order desk for pricing & availability

CLASSIC ADJUSTABLE

Sliding Screen Door 3775 Assembled



Features...

- 1-3/4" .050 Extruded Aluminum Screen Frame (Smooth)
- Finish: Almond, Bronze, White & Satin Anodized
- Height Adjustable from 77-1/4" to 80-1/4"
- 30", 36" & 48" 60" Standard Sizes
- Mortise Lock & Slide Latch Handle Assembly
- Non-handed
- Aluminum Spur Corners
- Upgraded Phifer Better Vue Charcoal Fiberglass Insect Screening
- 1" Steel Ball Bearing Spring Tension Rollers
- Extruded Vinyl Bug Seal with Flap & Tear-off Strips
- Precision **SAFEGUARD** Packaging Complete with Hardware

3775 (Assembled) Sliding Screen Doors Product Line: D3005

Standard Sizes Available:

All Finishes

30" x 6'8"
36" x 6'8"
48" x 6'8"
60" x 6'8"

30" x 8'0"
36" x 8'0"
48" x 8'0"
60" x 8'0"

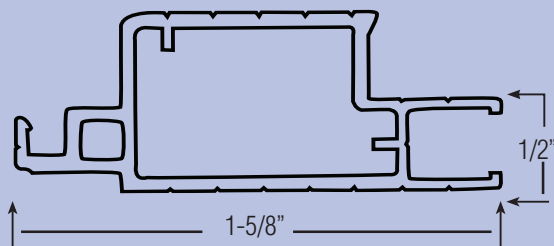
For components, please call order desk for pricing & availability

MAUI

Sliding Screen Door 3600 Assembled / 4600 KD

Features...

- 2-1/4" x 1" Reinforced Vinyl Frame (Smooth)
- Finish: White Vinyl
- Black Plastic Handle Assembly
- Non-handed with Handle Centered
- Factory Welded Corners on Assembled Doors
- Heavy Duty PVC Corners with KD Kits
- Upgraded Phifer Better Vue Charcoal Fiberglass Insect Screening (on Assembled Doors)
- 1" Stainless Steel Ball Bearing Rollers with Stainless Steel Adjusting Screws
- Extruded Vinyl Bug Seal with Flap & Tear-off Strips
- Specify Handing: Latch Side, Left or Right As Viewed From Outside Looking In
- Assembled & K.D. Widths Available Up to 61"
- Assembled & K.D. Heights Available Up to 96"
- Corrosion Resistant
- Precision **SAFEGUARD** Packaging Complete with Hardware (on Assembled Doors)



3600 (Assembled) Sliding Screen Doors Product Line: D3600

Door Size Up To: All Finishes

37" X 81"
49" X 81"
61" X 81"
37" X 96"
49" X 96"
61" X 96"

Call for quote on any sizes or options not shown

4600 (KD) Sliding Screen Doors Product Line: D3600

Door Size Up To: All Finishes

37" X 81"
49" X 81"
61" X 81"
37" X 96"
49" X 96"
61" X 96"

Call for quote on any sizes or options not shown

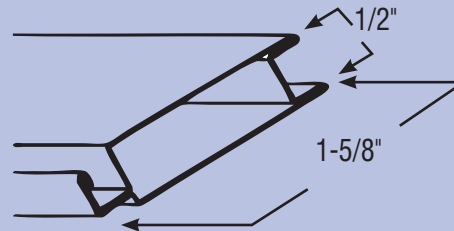
For custom options (add-ons) please see page 12
For components, please call order desk for pricing & availability

STEEL SLIDER

Sliding Screen Door 3000 Assembled

Features...

- 1-5/8" Roll Form Steel Frame
- Finish: Bronze, Gray & White
- Black Plastic "Superior" Handle Assembly
- Stamped Steel Corners
- Mortise Lock & Slide Latch Handle Assembly
- Upgraded Phifer Better Vue Charcoal Fiberglass Insect Screening
- 1" Nylon Spring Tension Rollers
- Extruded Vinyl Bug Seal with Flap & Tear-off Strips
- Precision **SAFEGUARD** Packaging Complete with Hardware



3000 (Assembled) Sliding Screen Doors Product Line: D3300

Standard Sizes Available:

All Finishes

37" x 81"	
49" x 81"	
61" x 81"	
37" x 97"	
49" x 97"	
61" x 97"	

For components, please call order desk for pricing & availability

SLIDING SCREEN DOORS

CUSTOM OPTIONS (Add-ons)

How to Price Your Custom Door:

- Step 1: Take Door Price from Pages 4-1 thru 4-11
Step 2: Add Your Custom Option Choices from Page 4-12
Step 3: This is the Total Cost of Your Door

Product Line Z9999 for all options on this page

Description	Brentwood List Price	Regal/Classic List Price	Marquis List Price	Prestige List Price	Maui List Price
Door Frame					
Custom Handle Height	\$0.00	\$0.00	\$0.00	\$0.00	\$0.00
Install Push Bar - Price Per Push Bar*	10.00	10.00	10.00	10.00	10.00
Pet Grilles					
Install Empress Pet Grille up to 30" x Door	N / A	56.00	56.00	56.00	56.00
Install Empress Pet Grille up to 36" x Door	N / A	58.00	58.00	58.00	58.00
Install Empress Pet Grille up to 48" x Door	N / A	69.00	69.00	69.00	69.00
Install Empress Pet Grille up to 60" x Door	N / A	81.00	81.00	81.00	81.00
Pet Doors					
Install Small Pet Door and Adapter	N / A	165.00	165.00	N / A	N / A
Install Medium Pet Door and Adapter	N / A	224.00	224.00	N / A	N / A
Install Large Pet Door and Adapter	N / A	288.00	288.00	N / A	N / A
Rollers					
Install Steel Ball Bearing Rollers	8.00	Std	Std	Std	N / A
Install Stainless Steel Ball Bearing Rollers	25.00	25.00	25.00	33.00	Std
Screen Cloth					
Remove screen cloth & spline - door shell only	-0.20 sq.ft	-0.20 sq.ft	-0.20 sq.ft	-0.20 sq.ft	-0.20 sq.ft
18 x 16 Charcoal or Gray Fiber	0.00 sq.ft	0.00 sq.ft	0.00 sq.ft	0.00 sq.ft	0.00 sq.ft
18 x 14 Charcoal or Gray Fiber	0.20 sq.ft.	0.20 sq.ft.	0.20 sq.ft.	0.20 sq.ft.	0.20 sq.ft.
18 x 16 Aluminum	0.32 sq.ft	0.32 sq.ft	0.32 sq.ft	0.32 sq.ft	0.32 sq.ft
18 x 16 Charcoal or Black Aluminum	0.38 sq.ft	0.38 sq.ft	0.38 sq.ft	0.38 sq.ft	0.38 sq.ft
Ultra vue	0.52 sq.ft	0.52 sq.ft	0.52 sq.ft	0.52 sq.ft	0.52 sq.ft
Pet Screen Lite, Black Only	0.88 sq.ft	0.88 sq.ft	0.88 sq.ft	0.88 sq.ft	0.88 sq.ft
Sunscreen Gray or Charcoal	1.10 sq.ft	1.10 sq.ft	1.10 sq.ft	1.10 sq.ft	1.10 sq.ft
Pet Screen Black or Gray	1.38 sq.ft	1.38 sq.ft	1.38 sq.ft	1.38 sq.ft	1.38 sq.ft
Sun Tex Black or Gray 80%	1.48 sq.ft	1.48 sq.ft	1.48 sq.ft	1.48 sq.ft	1.48 sq.ft

For all other installed custom options, please contact the Precision order department.

SLIDING SCREEN COMPONENTS

COLOR CODE CHART (XX)

AD = Adobe	BA = Bronze Anodized
AL = Almond	ML = Mill
BK = Black	SA = Satin Anodized
BZ = Bronze	WH = White

Part No.	Product Line	Description
4180xx	F3874	5/8" x 1" Single track 12'
4181xx	F3874	5/8" x 1" Double track 12'
4184xx	F3874	Bottom Double track 12'
4185xx	F3874	Single Bottom track 12'
4189WH-6 4189WH-8 4189WH-10 4189WH	F3870 F3870 F3870 F3870	Extruded vinyl track 6' Extruded vinyl track 8' Extruded vinyl track 10' Extruded vinyl track 16'
4195xx	F3874	5/8" x 1/2" Single track 12'
4196xx	F3874	5/8" x 1/2" Double track 12'
4199xx84 4199xx	F3874 F3874	Extruded Screen Astragal - 7' Extruded Screen Astragal - 8' (Used for Extruded Sliders)
4198xx-84 4198xx-100	F3874 F3874	Rigid Vinyl Astragal - Black 7' Rigid Vinyl Astragal - Black 8'4" (Used for Rollformed Sliders)



SLIDING SCREEN DOOR MEASURING WORKSHEET

Step #1 Determine type of header:

Determine what type of header you have; **Top "track"** or **Top "channel"** from the 2 examples in *Diagram A* on the right.

*Note: If your door is something other than either of the examples in *Diagram A*, we recommend using Installation professionals.

Step #2 Determine Door Height:

To determine the height of your door, measure from the top of the screen door **Top "track"** or **Top "channel"** to the top of the **"bottom sliding screen door track"** as shown.

Make height measurements in 3 locations, the center and each end. There may be some "Sag", "Dip" or "Crown" along the door frame on older homes, so use the **SHORTEST** measurement for the final height of your door using the formula in *Diagram A*.

Example: using *Diagram A* formulas and shortest measurement for a door being 80":

"track" formula: $80" + 3/8" = 80-3/8"$

"channel" formula: $80" - 1/4" = 79-3/4"$

Net Door Height: _____ "

Step #3 Determine Door Width:

To determine the width, measure from the edge of the side jamb to approximately 1" past the "sliding" glass door panel (see *Diagram B*)

Net Door Width: _____ "

Step #4 Handle:

Please specify placement as either left or right as seen looking from the outside of the door in. (*Right hand showing in diagram*)

Handle side: ☐ Left ☐ Right

Step #5 Handle Height:

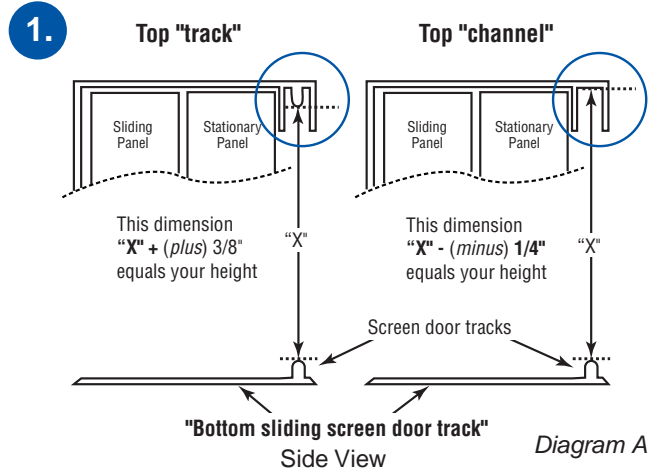
Handle will be centered unless specified. To order a special handle height placement, measure from the bottom of the door to center of handle.

Special Handle Height: _____ "

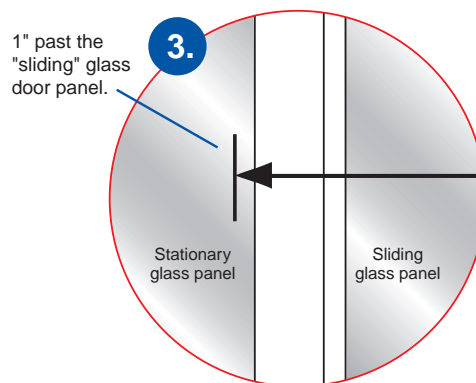
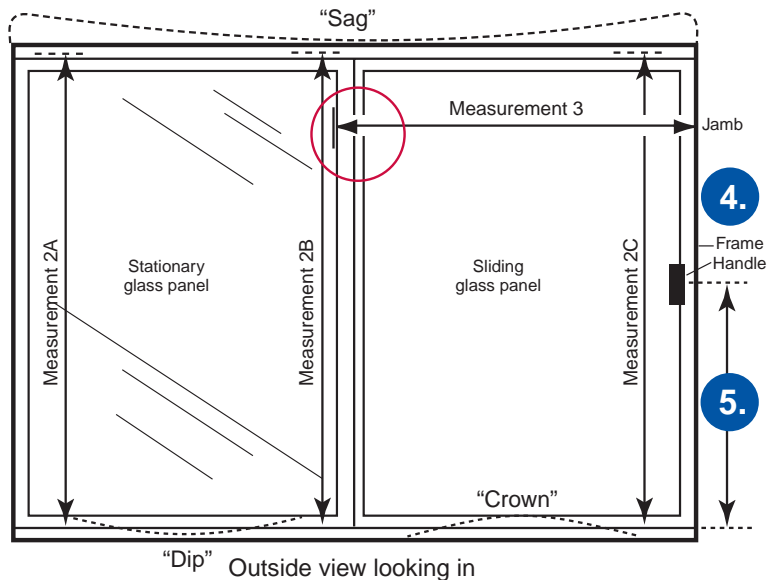
(Not required for normal installations)

Step #6 Transfer information:

Transfer measurements and information to the front side of this form.



2. Determine Height 3. Determine Width





Sliding Door Quick Fax Form

Fax to (909) 379-0169

Phone (909) 379-0123 • (866) 629-6636

[illegible][illegible]

P0 # Job/Customer Name ☐ **QUOTE ONLY** ☐ **ORDER** ☐

[illegible]

***Note: Specify Handle side from the outside looking in.**